

December 2024

Registration Data Report

Manitoba Chiropractors Association

Contents

| | |
|----------------------------------------------------------------------------------------|---|
| Executive Summary | 1 |
| Introduction | 2 |
| Membership | 3 |
| MCA Members (2015 to 2023) | 3 |
| Registration Data - Applicants | 4 |
| Internationally Educated Applicants (2011 to 2023) | 4 |
| IEAs to MCA as a per cent of all IEAs to Manitoba Regulated Professions (2011 to 2023) | 5 |
| IEA Top Five Countries of Education (2011 to 2023) | 6 |
| IEA Applications by Arrival Status (2011 to 2023) | 6 |
| Registration Data - Applicant Outcomes | 7 |
| IEA Registrations (2011 to 2023) | 7 |
| IEA Registration Rate (2011 to 2023) | 7 |
| Appendix 1 - Process Map | 8 |
| Appendix 2 - Glossary of Terms | 9 |

Executive Summary

This report presents registration data for the Manitoba Chiropractors Association (MCA) from 2011 to 2023. Its purpose is to provide a statistical picture of application, assessment and registration outcomes for internationally educated applicants (IEAs) to MCA over the last 13 years.

Since the Fair Registration Practices Office (FRPO) started collecting this data in 2015, MCA has seen little change in membership numbers. MCA had 287 members in 2015 and 286 members in 2023.

In the 2011 to 2023 reporting period, 78 IEAs applied to MCA. Application numbers fluctuated somewhat throughout the reporting period, with a slight decline toward the end of the reporting period. Applicants educated in the United States accounted for 97 per cent (76/78) of IEAs. The majority of IEAs, 78 per cent, applied to MCA post-arrival. IEAs to MCA make up 0.7 per cent of IEAs applying to the 31 regulated professions under fairness legislation in Manitoba.

One hundred per cent of IEAs to MCA registered within the period.

Introduction

The Fair Registration Practices Office's registration data report on the Manitoba Chiropractors Association is issued as a matter of FRPO's responsibility under section 14(2b) of The Fair Registration Practices in Regulated Professions Act (act) to conduct research and analysis regarding the registration of internationally educated applicants.

MCA supplies registration data to FRPO as an obligation under the act (sec. 15(2)). Each year, MCA provides records on the key steps in the assessment and registration process for IEAs.

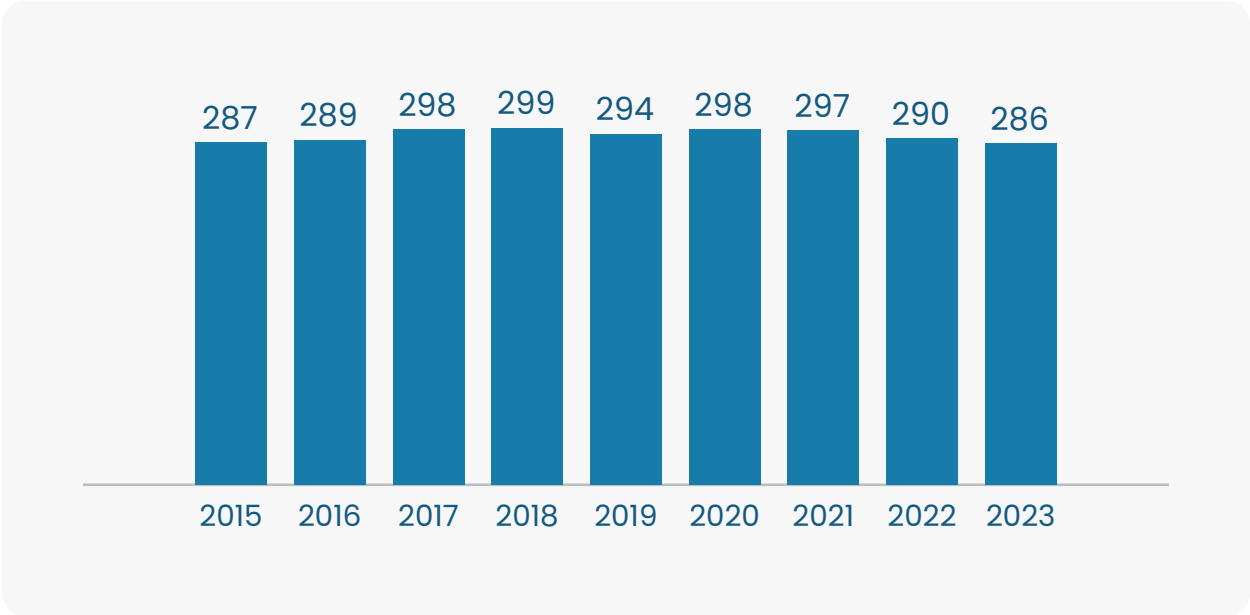
Facts and figures in this report are accompanied by analysis and contextual remarks to help interpret the data and provide a coherent, statistical picture. A flowchart of MCA's assessment and registration process for IEAs along with a short glossary of terms used throughout the document are provided as appendices to this report.

The report is restricted to developing a fact-based, statistical picture. There is no discussion of fairness issues or compliance to fairness duties under the act.

A cautious reading of the data is needed. Registration outcome and timeline statistics reflect both the profession's registration requirements and individual circumstance. Often people take an extended period to register or abandon the process for reasons unrelated to registration requirements. This can have a significant impact on registration outcome and timeline data.

Membership

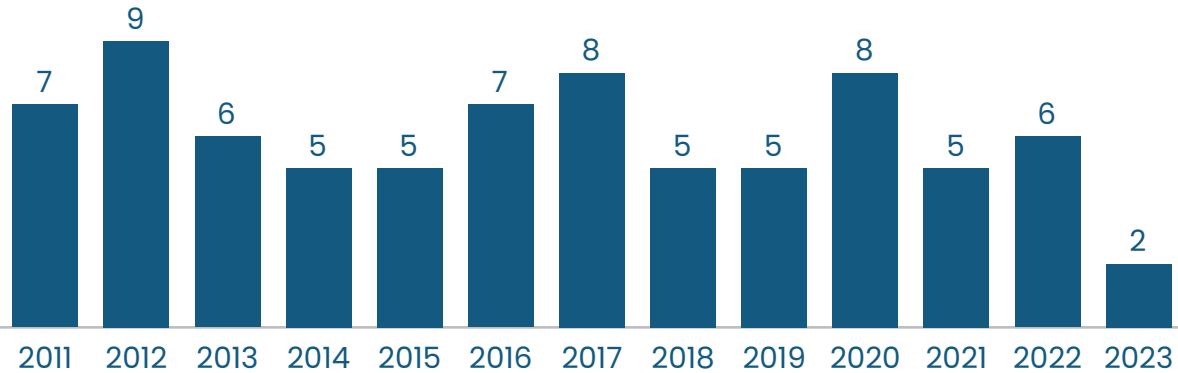
MCA Members (2015 to 2023)



From 2015 to 2023, MCA’s membership has remained relatively constant, with membership peaking at 299 members in 2018. Members include both domestic and internationally educated chiropractors. During this period, there were 54 IEA registrations.

Registration Data - Applicants

Internationally Educated Applicants (2011 to 2023)



 **78**
Total applicants

 **6**
Annual average

Examining the distribution of IEAs by year, applications fluctuate throughout the period with the highest numbers reported in 2012, 2017, and 2020. The lowest number of IEAs in the period applied in 2023.

Note: These figures do not include Manitoba IEAs who applied to the profession’s first-step national assessment body, the Canadian Chiropractic Examining Board (CCEB), but were unsuccessful. In MCA’s case, FRPO understands most applicants are recent graduates of accredited U.S. programs who are likely to be successful on the CCEB assessment.

IEAs to MCA as a per cent of all IEAs to Manitoba Regulated Professions (2011 to 2023)

10,834



Total IEAs to 31 regulated professions in Manitoba

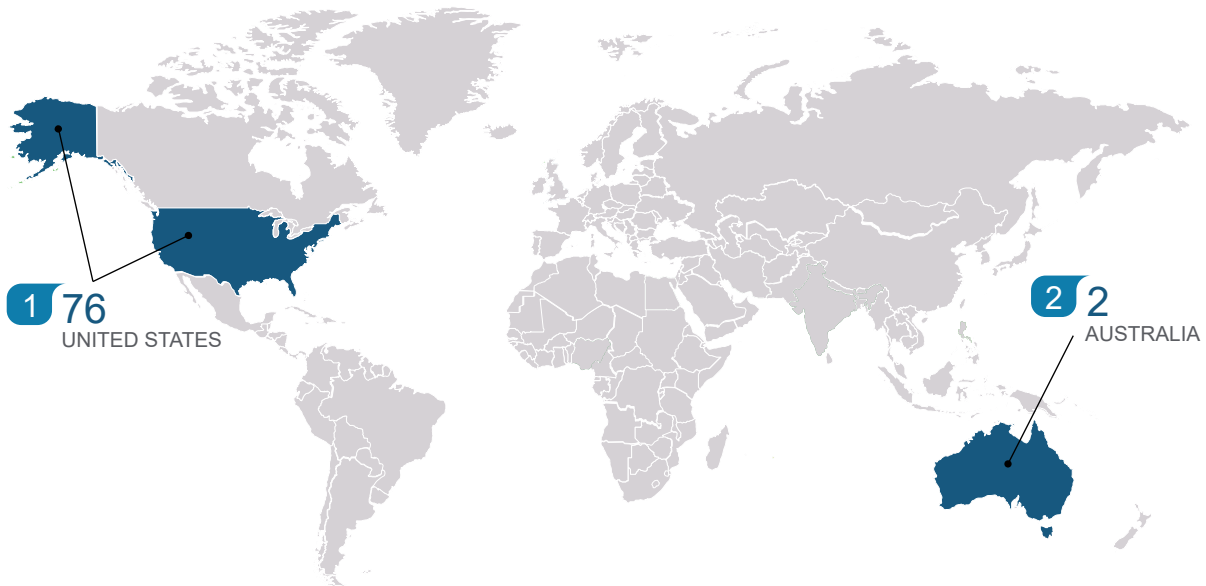
0.7%



Per cent of total IEAs applying to MCA


IEAs applying to MCA from 2011 to 2023 represent 0.7 per cent of all IEAs to the 31 regulated professions under Manitoba's fairness legislation.

IEA Top Five Countries of Education (2011 to 2023)



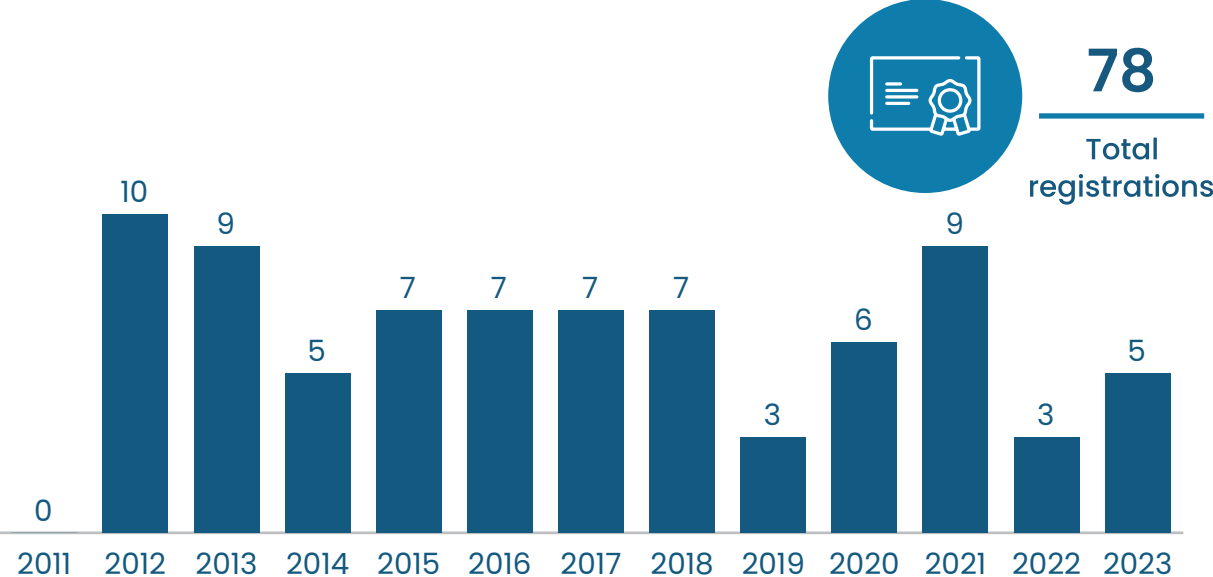
From 2011 to 2023, MCA received applications from individuals educated in two countries. The majority of IEAs, 97 per cent (76/78), were educated in the United States while three per cent were educated in Australia.

IEA Applications by Arrival Status (2011 to 2023)



Twelve per cent of IEAs applied to MCA before arriving in Canada, the majority, 78 per cent, applied post-arrival. For ten per cent, application by arrival status was reported as unknown. FRPO understands that many IEAs to MCA are Canadians who train in the United States.

Registration Data - Applicant Outcomes



IEA Registrations (2011 to 2023)

IEA registrations fluctuate somewhat throughout the period, with a slight decline toward the end of the period. Due to data collection methods, individuals who applied to MCA before 2011, but registered during this period, are not counted. As a result, IEA registrations are undercounted in the first few years of the reporting period.

IEA Registration Rate (2011 to 2023)

FRPO calculates the IEA registration rate as the percentage of IEAs who apply in a given period and register.

MCA’s IEA registration rate for the 2011-2023 reporting period is 100 per cent. All 78 IEAs who applied to MCA between 2011 to 2023 registered.

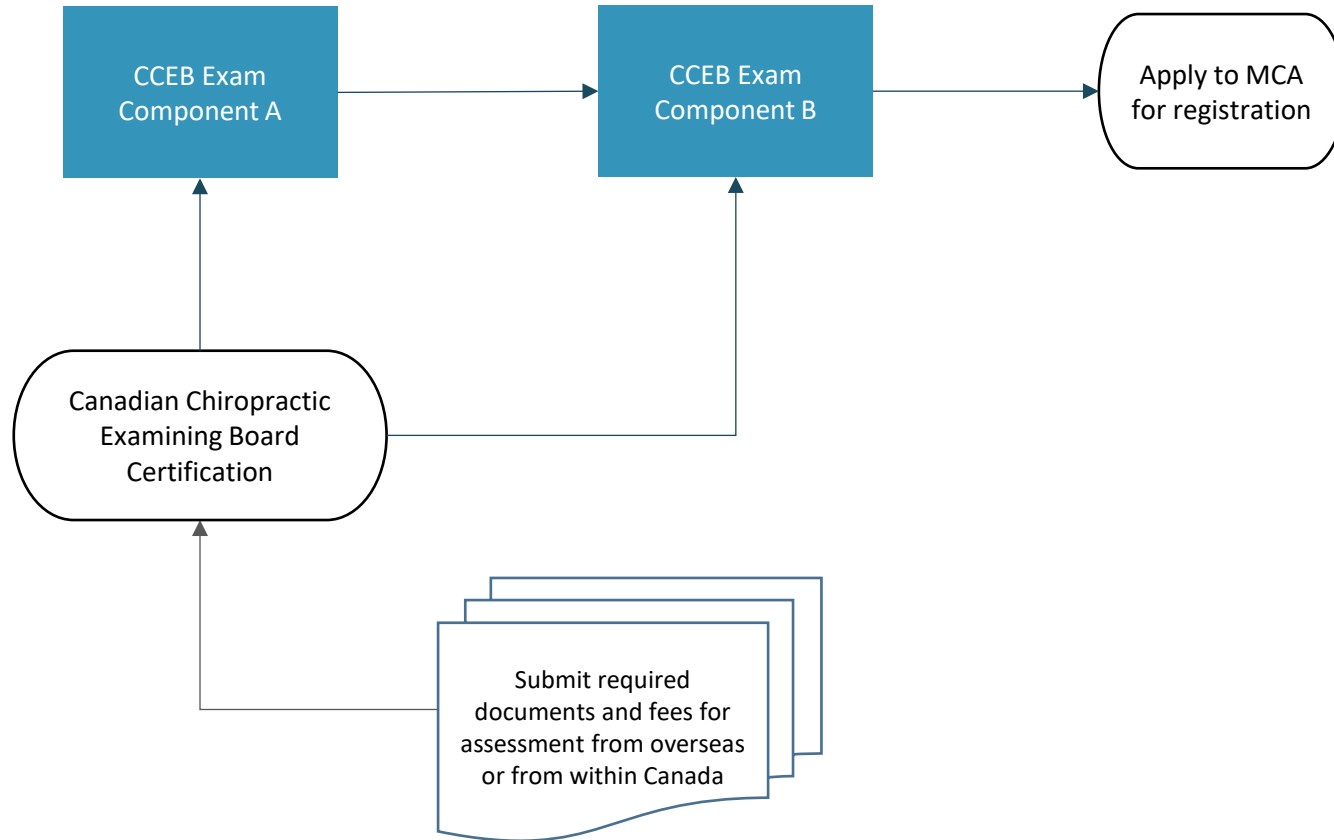
Note: The registration rate presented only reflects the success of IEAs who apply to MCA. This data does not include IEAs unsuccessful with the first-step CCEB assessment process. In MCA’s case, FRPO does not expect many applicants are unsuccessful with this assessment.

Registration timeline data for the first-step, CCEB assessment is not available for this profession.

Registration rate

100%

Appendix 1 – Process Map



Appendix 2 – Glossary of Terms

This glossary defines key terms used throughout the report to help ensure understanding of the findings presented. For consistency, certain terms are used across professions even though regulators may use other operational terms. For example, provisional registration is used for any temporary or conditional registration that allows some form of practice or title use. Manitoba regulators use a variety of terms (member-in-training, graduate nurse, exam candidate, intern, etc.) that signify different types of provisional registration.

Internationally Educated Applicant (IEA)

An individual educated outside of Canada applying for registration with a Manitoba regulator. Canadians educated outside of Canada are also considered IEAs. Domestic labour mobility applicants who were educated outside of Canada are not counted in this dataset because they have already achieved licensure in Canada.

IEAs are counted once in FRPO's dataset regardless of the number of applications they submit; data from their most current application is used in this report. These individuals have either submitted a complete initial application, or sufficient required documents to allow the regulator to provide an assessment decision.

Provisional Registration

Temporary or conditional registration that enables some form of practice or title use. In some professions, this is granted to applicants who substantially meet a regulator's registration requirements, allowing them to complete a period of approved supervised practice. Not all Manitoba regulators offer provisional registration and terms used vary.

Registration

The licensing or certification process where applicants acquire legally sanctioned professional recognition with the authority to practice and/or use a designated protected title within a jurisdiction.

Registration Rate

Per cent of applicants who apply in a given period and register.

Registration Timelines

The time it takes an applicant to complete the registration process. The start of the process is marked by the date a completed application is submitted to either the Manitoba regulator or the regulator's designated third-party assessor. The end of the process is marked by the date of provisional registration or registration.