

November 2024

Registration Data Report

Engineers Geoscientists Manitoba

Contents

Executive Summary	1
Membership	3
EngGeoMB Members (2015 to 2023)	3
Registration Data – Applicants	4
Internationally Educated Applicants (2011 to 2023)	4
IEAs to EngGeoMB as a per cent of all IEAs to Manitoba Regulated Professions (2011 to 2023)	5
IEA Top Five Countries of Education (2011 to 2023)	6
IEA Applications by Arrival Status (2011 to 2023)	6
Registration Data – Applicant Outcomes	7
IEA Registrations (2011 to 2023)	7
IEA Registration Rate (2011 to 2023)	8
IEA Registration Rate by Year (2011 to 2023)	8
IEA Timelines to Registration (2016 to 2023)	9
IEA Average Registration Timelines by Year (2016 to 2023)	10
Appendix 1 – Process Map	11
Appendix 2 – Glossary of Terms	12

Executive Summary

This report presents registration data for Engineers Geoscientists Manitoba (EngGeoMB) from 2011 to 2023. Its purpose is to provide a statistical picture of application, assessment and registration outcomes for internationally educated applicants (IEAs) to EngGeoMB over the last 13 years.

EngGeoMB has seen a slight rise in membership to 6,864 in 2023 from 6,466 in 2015.

In the 2011 to 2023 reporting period, 2,761 IEAs applied to EngGeoMB. There is a trend to an increase in IEAs throughout the reporting period, with a significant spike in applicants in 2022 and 2023. The majority of IEAs (93 per cent) applied from within Canada. Applicants educated in India accounted for 23 per cent (629/2,791) of IEAs. IEAs to EngGeoMB make up 25.5 per cent of all IEAs applying to the 31 regulated professions under fairness legislation in Manitoba.

Nineteen per cent of IEAs (513/2,791) registered within the period. However, the registration rate for the period could be as high as 77 per cent. This is because there were IEAs with open files at the end of 2023; a final registration rate for the period can only be calculated once these files are resolved.

Timelines are presented for registrations occurring in the 2016 to 2023 period only. Upon completed application, the median time to registration for IEAs was 3.7 years and the median time to provisional registration was 100 days.

Regarding IEA trends in outcomes and timelines, registration rates improve significantly toward the end of the reporting period, however, average registration timelines by year fluctuate between 2.5 to 3.3 years without any significant trend to improvement.

Introduction

The Fair Registration Practices Office's (FRPO) registration data report on Engineers Geoscientists Manitoba issued as a matter of FRPO's responsibility under section 14(2b) of The Fair Registration Practices in Regulated Professions Act (act) to conduct research and analysis regarding the registration of internationally educated applicants.

EngGeoMB supplies registration data to FRPO as an obligation under the act (sec. 15(2)). Each year, EngGeoMB provides records on the key steps in the assessment and registration process for IEAs.

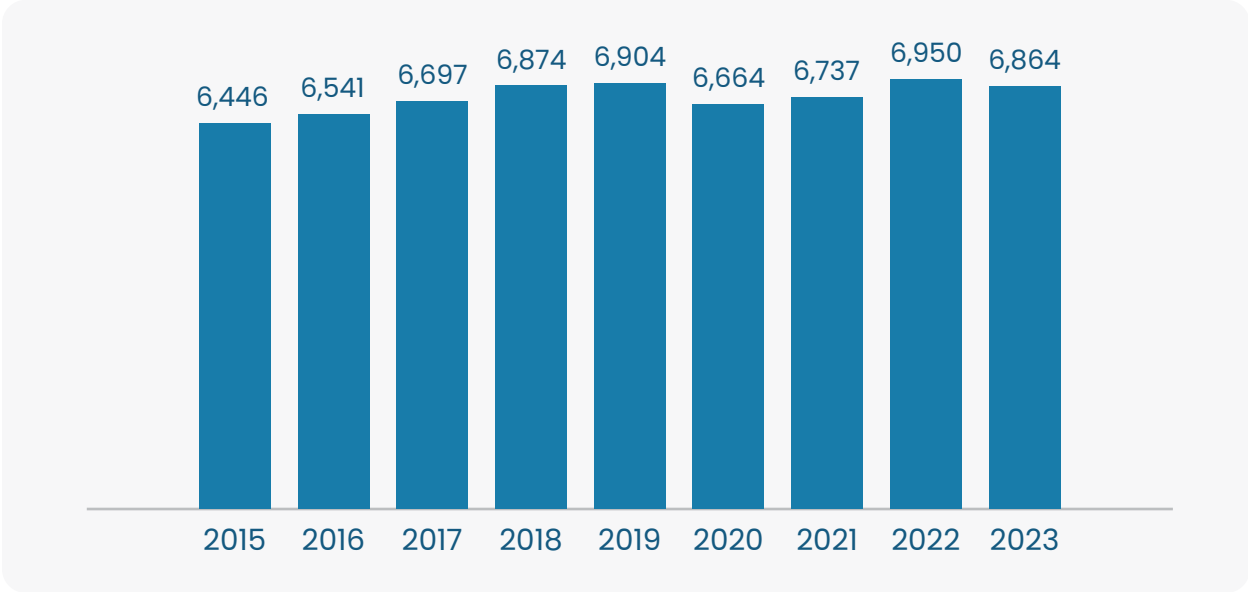
Facts and figures in this report are accompanied by analysis and contextual remarks to help interpret the data and provide a coherent, statistical picture. A flowchart of EngGeoMB's assessment and registration process for IEAs along with a short glossary of terms used throughout the document are provided as appendices to this report.

The report is restricted to developing a fact-based, statistical picture. There is no discussion of fairness issues or compliance to fairness duties under the act.

A cautious reading of the data is needed. Registration outcomes and timelines statistics reflect not only the profession's registration requirements but also individual circumstance. Often people take an extended period to register or abandon the process for reasons unrelated to registration requirements. This can have a significant impact on registration outcome and timeline data.

Membership

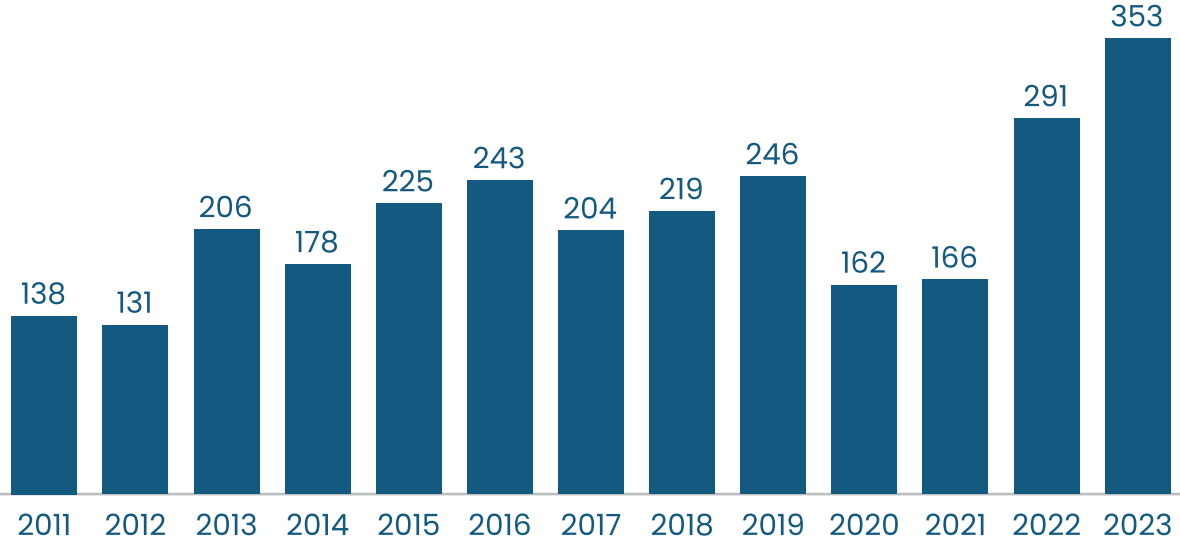
EngGeoMB Members (2015 to 2023)



From 2015 to 2023, EngGeoMB saw a steady rise of about three hundred members. Members include both domestic and internationally educated engineers and geoscientists. During this period, there were 471 IEA registrations.

Registration Data - Applicants

Internationally Educated Applicants (2011 to 2023)



 **2,761**
Total applicants

 **212**
Annual average

Examining the distribution of IEAs by year, the largest number of applicants occurred in the latter part of the reporting period, 2018 to 2023. Numbers are highest in 2022 and 2023. This corresponds with EngGeoMB’s introduction of a new assessment strategy.

IEAs to EngGeoMB as a per cent of all IEAs to Manitoba Regulated Professions (2011 to 2023)

10,834



Total IEAs to 31 regulated professions in Manitoba

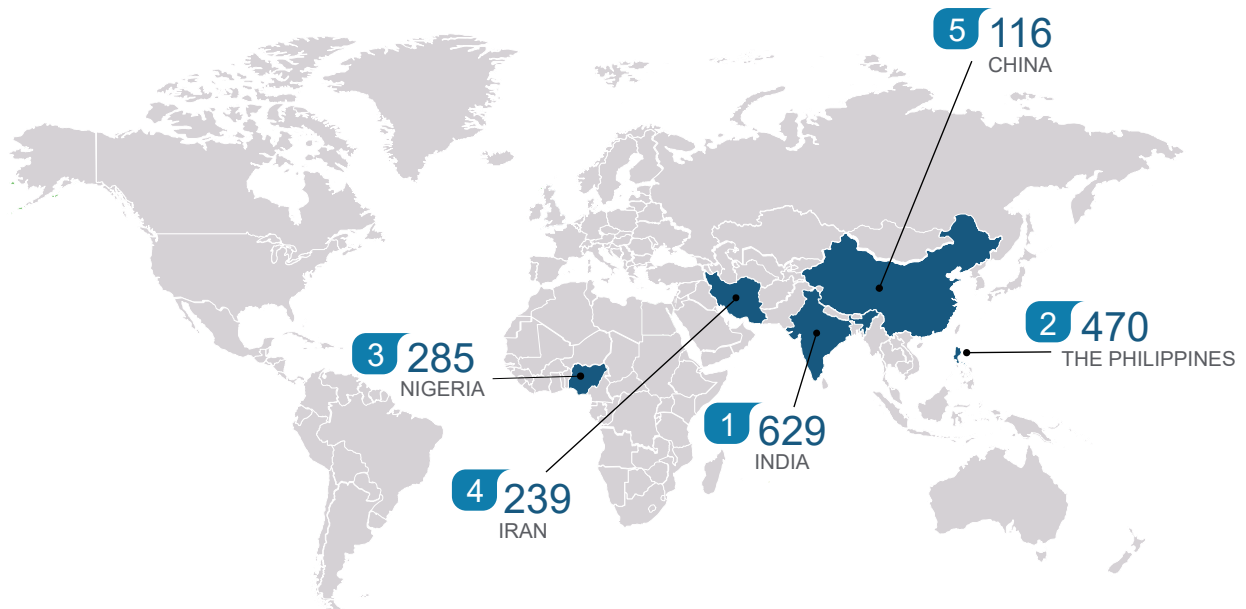
25.5%



Per cent of total IEAs applying to EngGeoMB


IEAs applying to EngGeoMB from 2011 to 2023 represent 25.5 per cent of all IEAs to the 31 regulated professions under Manitoba's fairness legislation.

IEA Top Five Countries of Education (2011 to 2023)



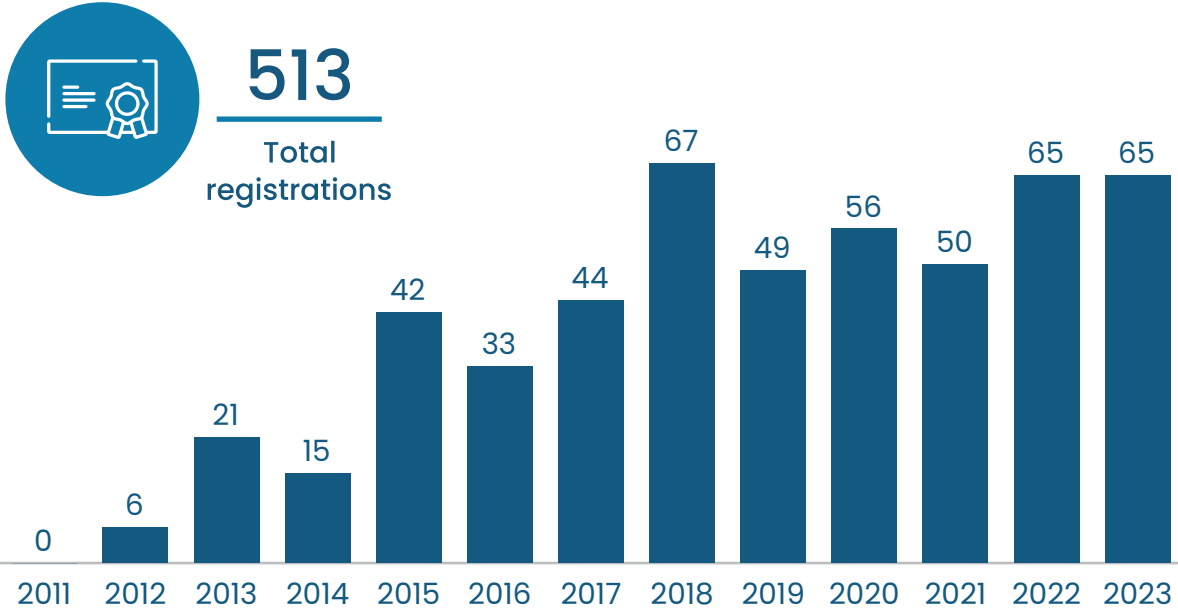
From 2011 to 2023, EngGeoMB received applications from individuals educated in 100 countries. Most IEAs, 23 per cent (629/2,761), were educated in India. Sixty-three per cent of all IEAs to EngGeoMB came from India, The Philippines, Nigeria, Iran and China.

IEA Applications by Arrival Status (2011 to 2023)



Seven per cent of IEAs applied to EngGeoMB before arriving in Canada, the majority, 93 per cent applied post-arrival.


Registration Data - Applicant Outcomes



IEA Registrations (2011 to 2023)

Five hundred and thirteen of the 2,761 IEAs who applied to EngGeoMB between 2011 to 2023 were registered throughout the period. Of these registrants, 511 provisionally registered before becoming registered. Due to data collection methods, individuals who applied before 2011, but registered during this period, are not counted. As a result, IEA registrations are under-counted in the first several years of the reporting period.

IEA File Status - Closed and Open Files



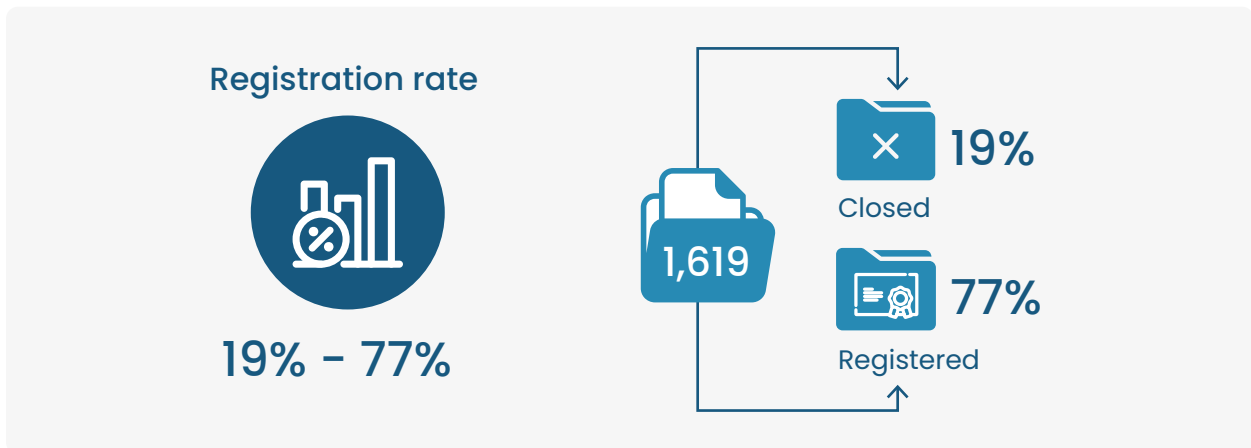
Twenty-three per cent of IEAs had files closed for various reasons throughout the reporting period, while at the end of the report period, 59 per cent had open files.

IEA Registration Rate (2011 to 2023)

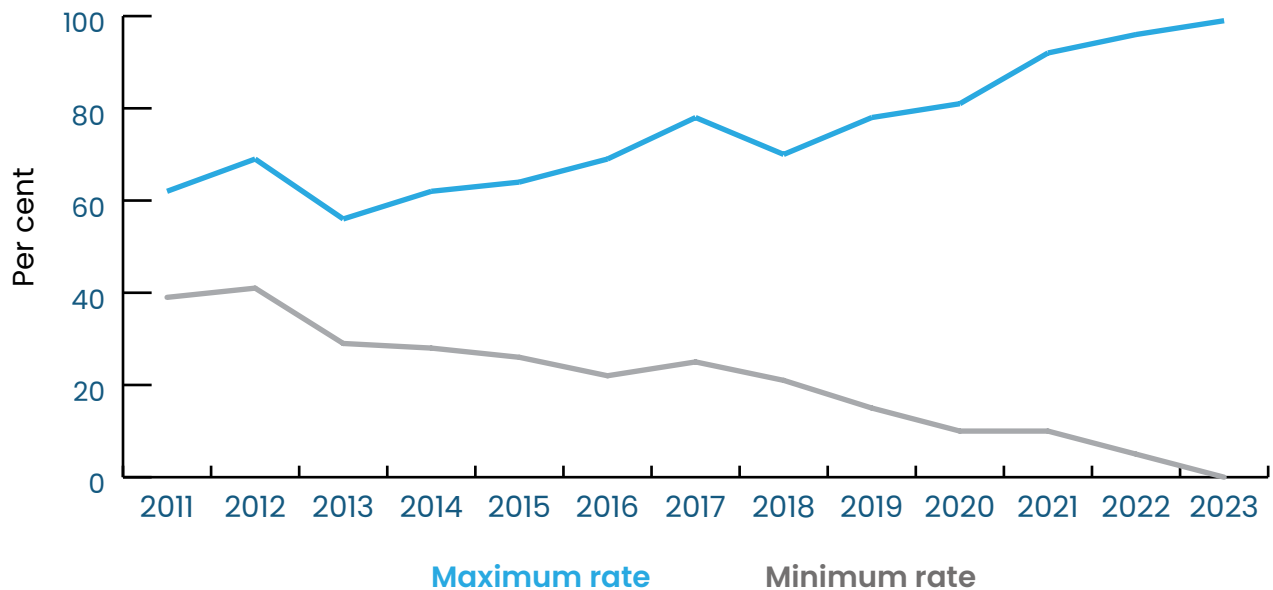
FRPO calculates the IEA registration rate as the percentage of IEAs who applied in a given period and register.

Between 2011 to 2023, 19 per cent (513/2,761) of IEAs to EngGeoMB registered and 629 had files closed. At the end of the reporting period, 1,619 applicants had open files.

The IEA registration rate for applicants who applied in this period will fall between 19 and 77 per cent and is dependent on the eventual outcomes of the 1,619 applicants with open files.



IEA Registration Rate by Year (2011 to 2023)




The light blue and gray lines in the graph above show the maximum and minimum registration rates for a given year. For instance, in 2011, the graph shows that of the applicants

who applied in 2011, 40 per cent have registered (some time before the end of the reporting period, December 2023) and that with the number of open files at the end of 2023, as many as 61 per cent may yet go on to register. In 2011, 39 per cent of applicants had their files closed some time before the end of 2023.

For EngGeoMB, a significant gap between minimum and maximum rates persists throughout the period, with a trend to a larger gap toward the end of the reporting period. Large discrepancies between maximum and minimum rates do not allow the identification of any trends to improving or declining registration rates throughout the period.

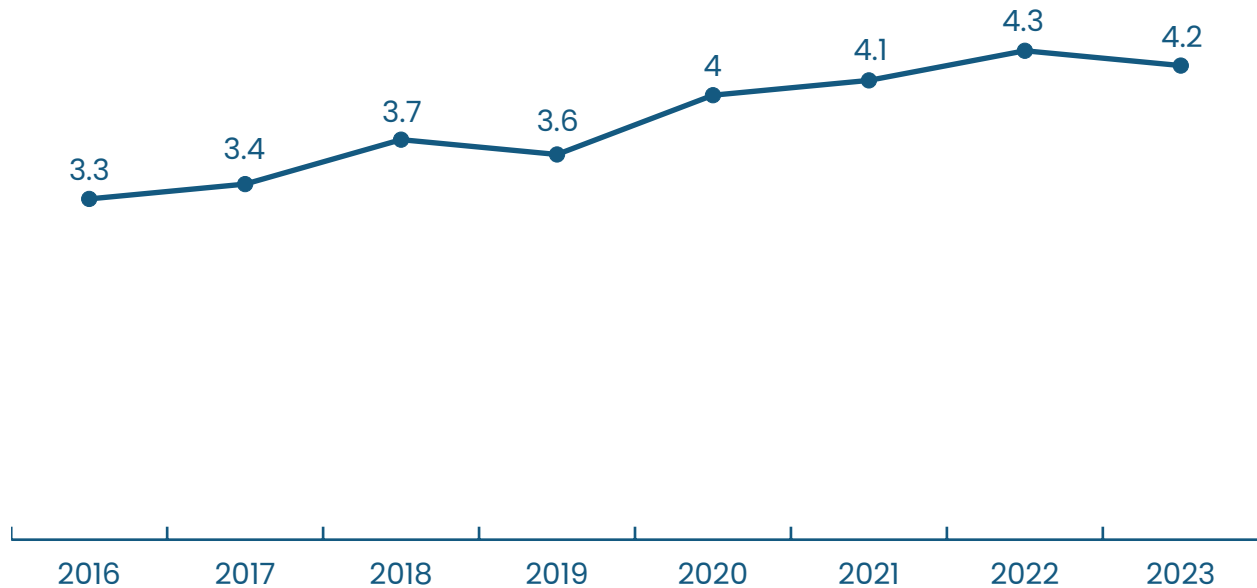
IEA Timelines to Registration (2016 to 2023)



Registration timelines are calculated starting from initial application to the Manitoba regulator until the applicant's date of registration or provisional registration.

Note: Timelines are presented for IEA registrations occurring from 2016 to 2023. FRPO's dataset captures IEA outcomes only for those who applied in 2011 and later. Only registration timelines that occur well into the reporting period are presented because timelines in the early years potentially exclude the longer registration timelines of IEAs who applied prior to 2011 but registered sometime after 2011. Presenting timeline figures five years into the reporting period helps ensure timelines are accurately represented.

IEA Average Registration Timelines by Year (2016 to 2023)

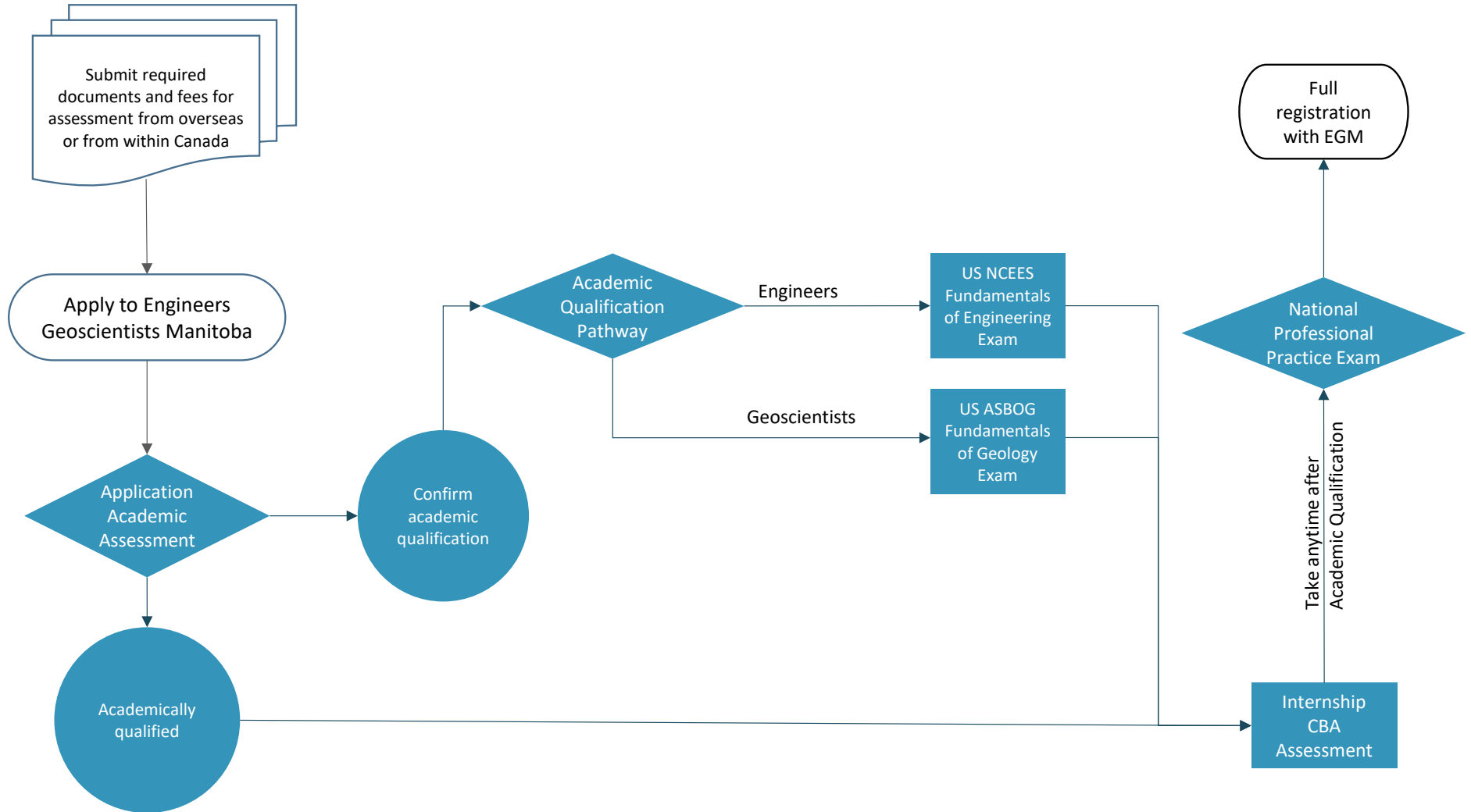


The graph above presents the average time to registration by year of registration. For instance, for applicants who registered in 2016, the average time taken to register was 3.3 years.

From 2016 to 2023, EngGeoMB's average registration timeline data indicates relatively long, three to four-year registration timelines. There is a steady rise in registration timelines through the reporting period.

In 2021, EngGeoMB adopted a new Competency-Based Assessment System. This is resulting in much higher provisional registration rates with faster timelines for IEAs qualifying as interns. EngGeoMB does not anticipate time taken to move from internship to registration under the new assessment model will be negatively impacted. Under the old model, IEAs would typically require between one to four years under internship.

Appendix 1 – Process Map



Appendix 2 – Glossary of Terms

This glossary defines key terms used throughout the report to help ensure understanding of the findings presented. For consistency, certain terms are used across professions even though regulators may use other operational terms. For example, provisional registration is used for any temporary or conditional registration that allows some form of practice or title use. Manitoba regulators use a variety of terms (member-in-training, graduate nurse, exam candidate, intern, etc.) that signify different types of provisional registration.

Internationally Educated Applicant (IEA)

An individual educated outside of Canada applying for registration with a Manitoba regulator. Canadians educated outside of Canada are also considered IEAs. Domestic labour mobility applicants who were educated outside of Canada are not counted in this dataset because they have already achieved licensure in Canada.

IEAs are counted once in FRPO's dataset regardless of the number of applications they submit; data from their most current application is used in this report. These individuals have either submitted a complete initial application, or sufficient required documents to allow the regulator to provide an assessment decision.

Provisional Registration

Temporary or conditional registration that enables some form of practice or title use. In some professions, this is granted to applicants who substantially meet a regulator's registration requirements, allowing them to complete a period of approved supervised practice. Not all Manitoba regulators offer provisional registration and terms used vary.

Registration

The licensing or certification process where applicants acquire legally sanctioned professional recognition with the authority to practice and/or use a designated protected title within a jurisdiction.

Registration Rate

Per cent of applicants who apply in a given period and register.

Registration Timelines

The time it takes an applicant to complete the registration process. The start of the process is marked by the date a completed application is submitted to either the Manitoba regulator or the regulator's designated third-party assessor. The end of the process is marked by the date of provisional registration or registration.