

November 2024

Registration Data Report

Certified Technicians and Technologists Association of Manitoba

Contents

Executive Summary	1
Introduction	2
Membership	3
CTTAM Members (2015 to 2023)	3
Registration Data - Applicants	4
Internationally Educated Applicants (2011 to 2023)	4
IEAs to CTTAM as a per cent of all IEAs to Manitoba Regulated Professions (2011 to 2023)	5
IEA Top Five Countries of Education (2011 to 2023)	6
IEA Applications by Arrival Status (2011 to 2023)	6
Registration Data - Applicant Outcomes	7
IEA Registrations (2011 to 2023)	7
IEA Registration Rate (2011 to 2023)	8
IEA Registration Rate by Year (2011 to 2023)	8
IEA Timelines to Registration (2016 to 2023)	9
IEA Average Registration Timelines by Year (2016 to 2023)	10
Appendix 1 - Process Map	11
Appendix 2 - Glossary of Terms	12

Executive Summary

This report presents registration data for the Certified Technicians and Technologists of Manitoba (CTTAM) from 2011 to 2023. Its purpose is to provide a statistical picture of application, assessment and registration outcomes for internationally educated applicants (IEAs) to CTTAM over the last 13 years

In the 2011 to 2023 reporting period, CTTAM has seen a slight rise in membership to 3,629 in 2023 from 3,335 in 2015.

In the 2011 to 2023 reporting period, 889 IEAs applied to CTTAM. Most applications occurred in the early part of the reporting period, with a marked decline in the latter half. The majority of IEAs (99 per cent) applied from within Canada. Applicants educated in Philippines accounted for 45 per cent (403/889) of IEAs. IEAs to CTTAM make up 8.2 per cent of all IEAs applying to the 31 regulated professions under fairness legislation in Manitoba.

Forty-four per cent of IEAs (389/889) registered within the period. However, the registration rate for the period could be as high as 98 per cent. This is because very few IEAs had their files closed, but still remain open with associate member status at the end of 2023. A final registration rate for the period can only be calculated once or if these files are resolved.

Timelines are presented for registrations occurring in the 2016 to 2023 period only. Upon completed application, the median time to registration for IEAs was 76 days and the median time to provisional registration was 42 days.

Regarding IEA trends in outcomes and timelines, with so many open files at the end of the reporting period from applications throughout the period, no trend in registration rates is discernable. For IEA registrations, timelines fluctuate throughout the reporting period with slightly more extended timelines occurring in the middle of the reporting period.

Introduction

The Fair Registration Practices Office's (FRPO) registration data report on the Certified Technicians and Technologists Association of Manitoba is issued as a matter of FRPO's responsibility under section 14(2b) of The Fair Registration Practices in Regulated Professions Act (act) to conduct research and analysis regarding the registration of internationally educated applicants.

CTTAM supplies registration data to FRPO as an obligation under the act (sec. 15(2)). Each year, CTTAM provides records on the key steps in the assessment and registration process for IEAs.

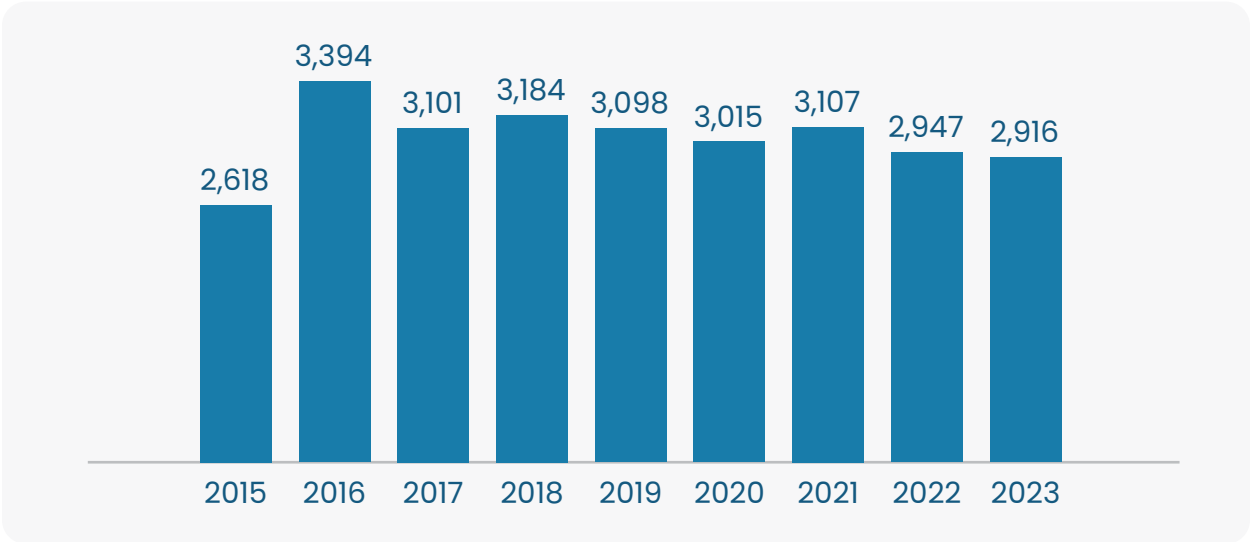
Facts and figures in this report are accompanied by analysis and contextual remarks to help interpret the data and provide a coherent, statistical picture. A flowchart of CTTAM's assessment and registration process for IEAs along with a short glossary of terms used throughout the document are provided as appendices to this report.

The report is restricted to developing a fact-based, statistical picture. There is no discussion of fairness issues or compliance to fairness duties under the act.

A cautious reading of the data is needed. Registration outcomes and timelines statistics reflect the profession's registration requirements and individual circumstance. Often people take an extended period to register or abandon the process for reasons unrelated to registration requirements. This can have a significant impact on registration outcome and timeline data.

Membership

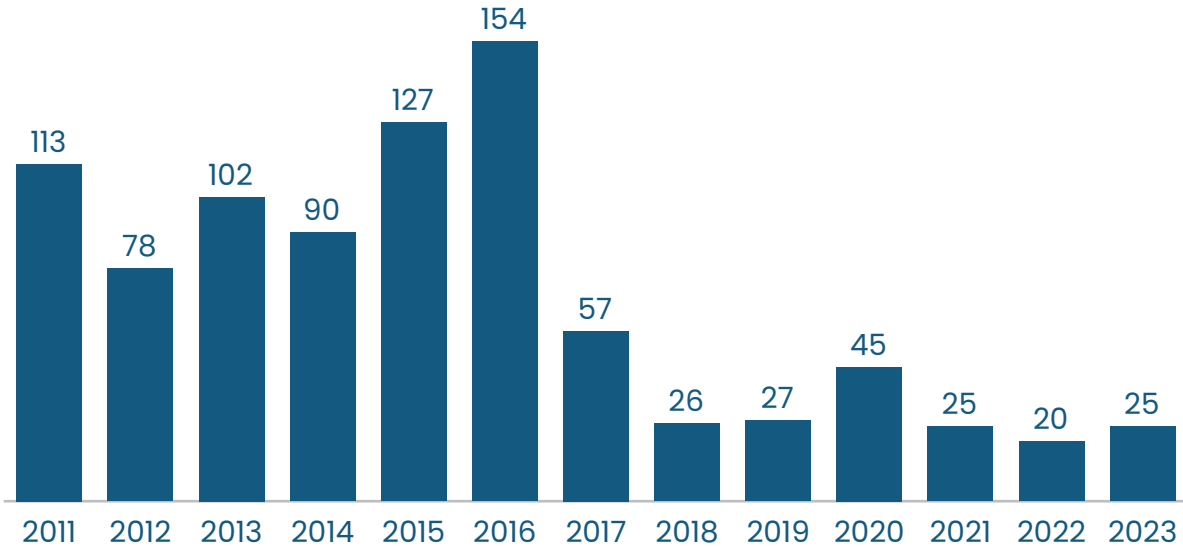
CTTAM Members (2015 to 2023)



CTTAM saw a significant rise in membership in 2016, followed by a slight, steady decline in membership to 2023. For the entire period, membership increases by about 300 members. Members include both domestic and internationally educated technicians and technologists. During this period, there were 238 IEA registrations.

Registration Data - Applicants

Internationally Educated Applicants (2011 to 2023)



 **889**
Total applicants

 **68**
Annual average

Examining the distribution of IEAs by year, the largest numbers occurred in the earlier part of the reporting period, 2011 to 2017.

The decline of IEA applications to CTTAM in the latter part of the reporting period is likely due to a variety of factors. During this period the COVID 19 pandemic may have reduced applications and there were changes in IEA assessment policies at Engineers Geoscientists Manitoba (EngGeoMB). These changes at EngGeoMB allowed significantly more internationally educated engineers an easier path to internship. Historically, a large portion of IEAs to CTTAM were internationally educated engineers.

IEAs to CTTAM as a per cent of all IEAs to Manitoba Regulated Professions (2011 to 2023)

10,834



Total IEAs to 31 regulated professions in Manitoba

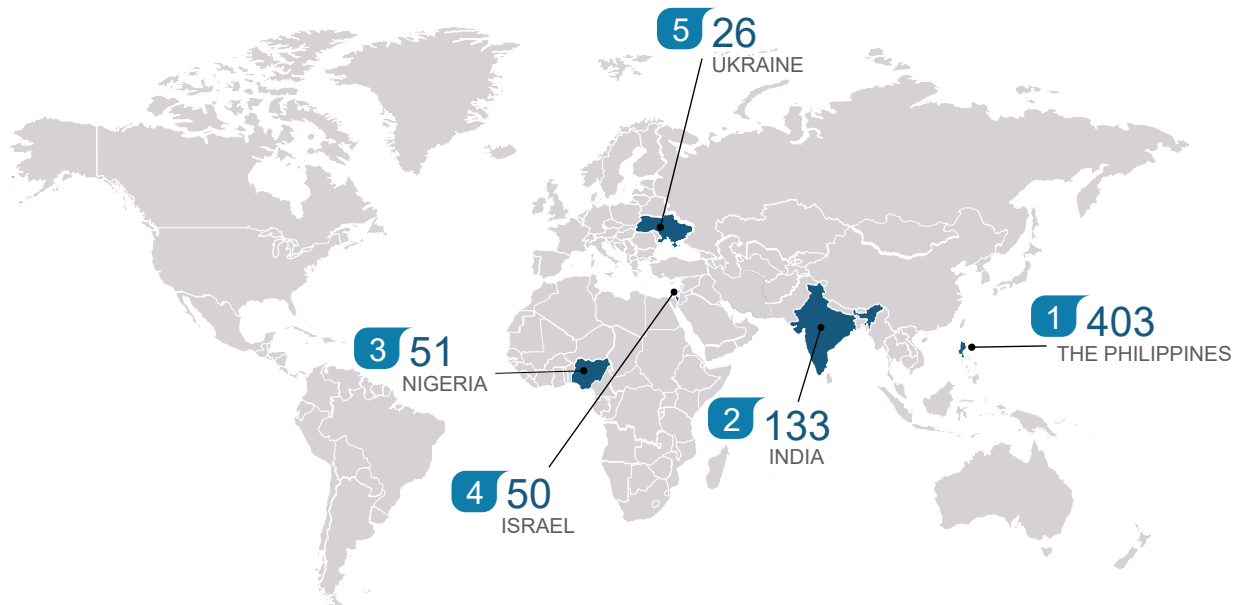
8.2%



Per cent of total IEAs applying to CTTAM

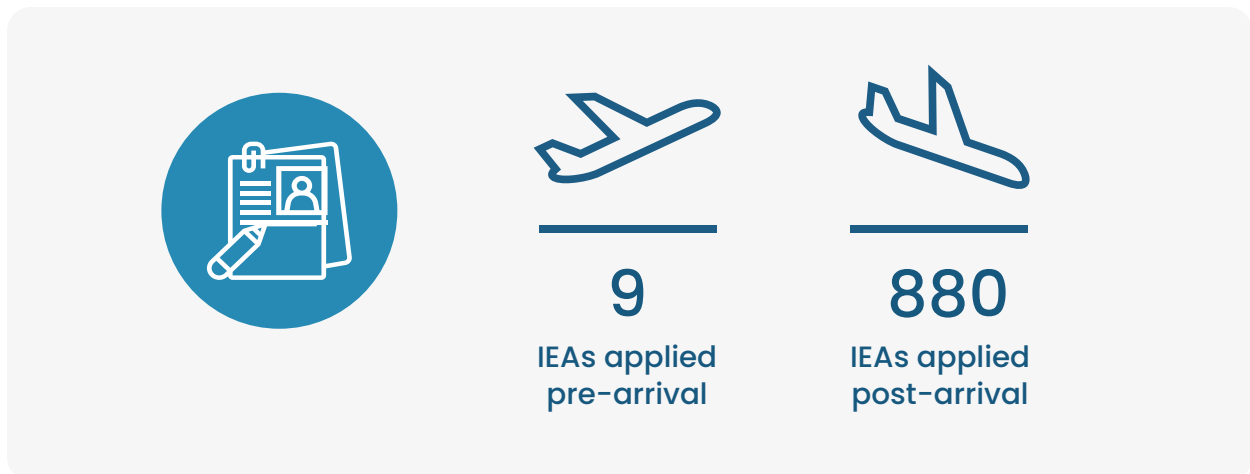
IEAs applying to CTTAM from 2011 to 2023 represent 8.2 per cent of all IEAs to the 31 regulated professions under Manitoba’s fairness legislation.

IEA Top Five Countries of Education (2011 to 2023)



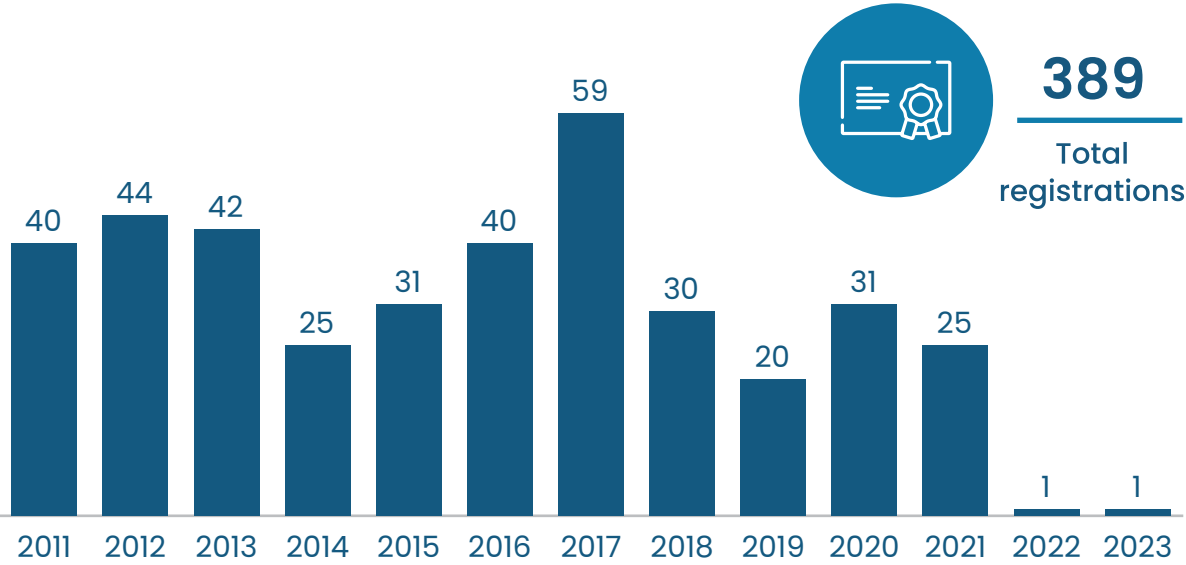
From 2011 to 2023, CTTAM received applications from individuals educated in 60 countries. IEAs educated in The Philippines ranked number one, representing 45 per cent (403/889), of all IEAs. Seventy-five per cent of all IEAs to CTTAM came from The Philippines, India, Nigeria, Israel and Ukraine.

IEA Applications by Arrival Status (2011 to 2023)



Just one per cent of IEAs applied to CTTAM before arriving in Canada, the majority, 99 per cent applied post-arrival.

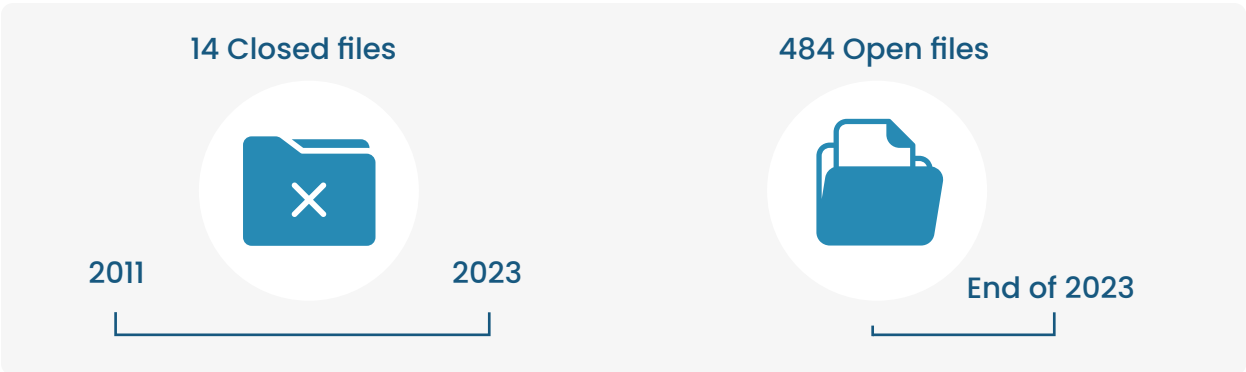
Registration Data - Applicant Outcomes



IEA Registrations (2011 to 2023)

Three hundred and eighty-nine of the 889 IEAs who applied to CTTAM between 2011 to 2023 were registered throughout the period. Due to data collection methods, individuals who applied before 2011, but registered during this period, are not counted. As a result, IEA registrations are under-counted in the first few years of the reporting period.

IEA File Status - Closed and Open Files



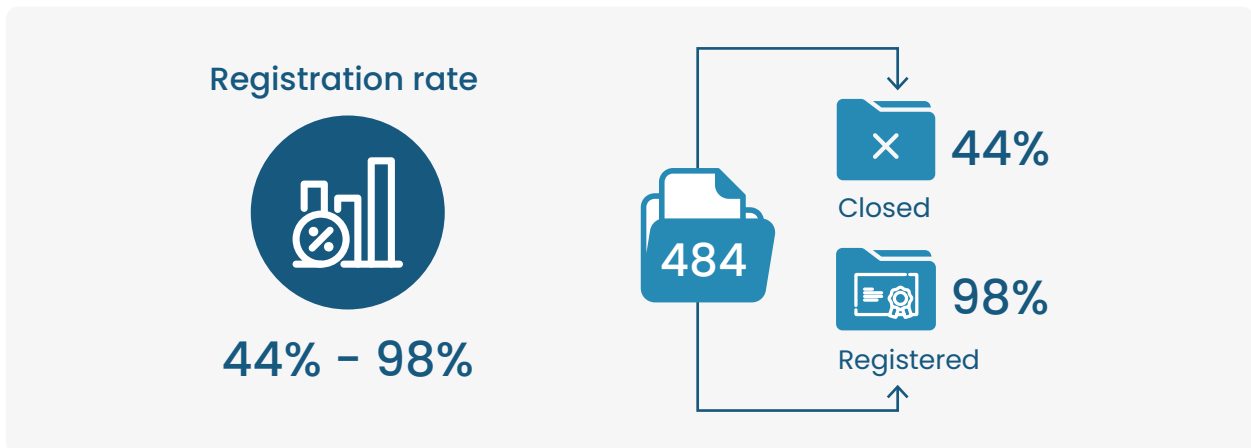
Two per cent of IEAs had files closed for various reasons throughout the reporting period, while at the end of the report period, 54 per cent still had open files.

IEA Registration Rate (2011 to 2023)

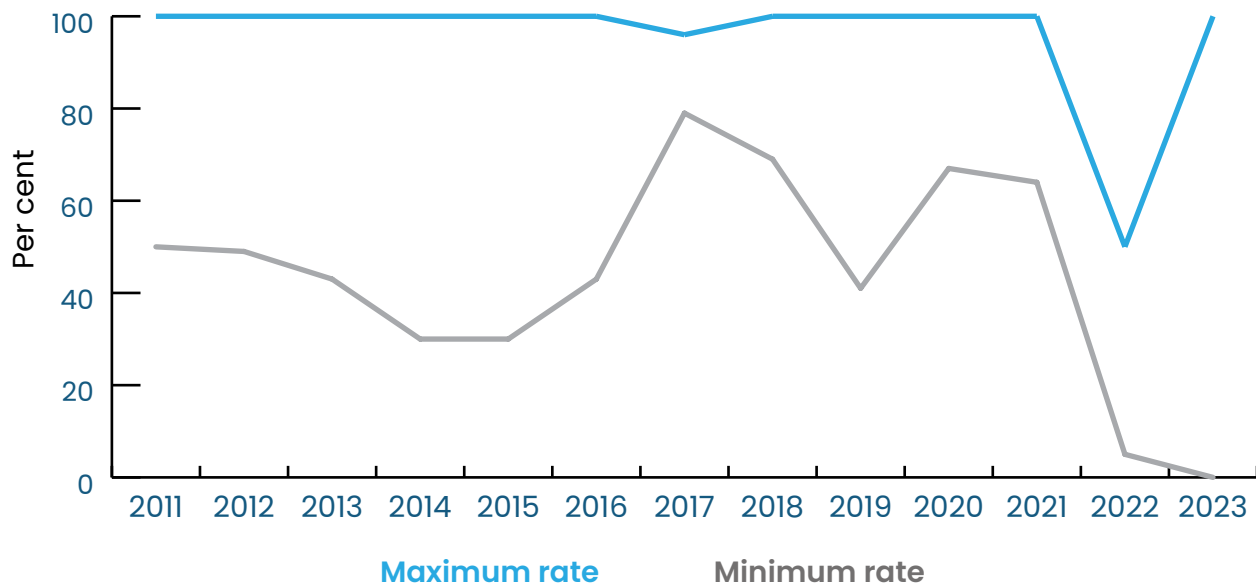
FRPO calculates the IEA registration rate as the percentage of IEAs in a given period who register.

Between 2011 to 2023, 44 per cent (389/889) of IEAs to CTTAM were registered and 14 had files closed. At the end of the reporting period, 484 applicants had open files.

The IEA registration rate for applicants who applied in this period will fall between 44 to 98 per cent and is dependent on the outcomes of the 484 applicants with open files.



IEA Registration Rate by Year (2011 to 2023)




The light blue and gray lines in the graph above show the maximum and minimum registration rates for a given year. For instance, in 2011, the graph shows that of the applicants who applied in 2011, 50 per cent have registered (some time before the end of the reporting

period, December 2023) and that with the number of open files at the end of 2023, as many as 100 per cent may yet go on to register. No applicants who applied in 2011 have had their files closed.

For CTTAM, a significant gap between minimum and maximum rates persists throughout the period, with slightly narrowing gaps only in years where some files were closed. Large discrepancies between maximum and minimum rates do not allow the identification of any trends to improving or declining registration rates throughout the period.

In the latter part of the reporting period, CTTAM evolved its assessment practice and requirements for the registered technologist designation, removing the technical report requirement, recognizing Engineer Geoscientists Manitoba assessments, and adopting competency exams. This has allowed more opportunity for IEAs to qualify for the technologist designation and may account for some of the improved minimum registration rate years from 2017 to 2021.

IEA Timelines to Registration (2016 to 2023)

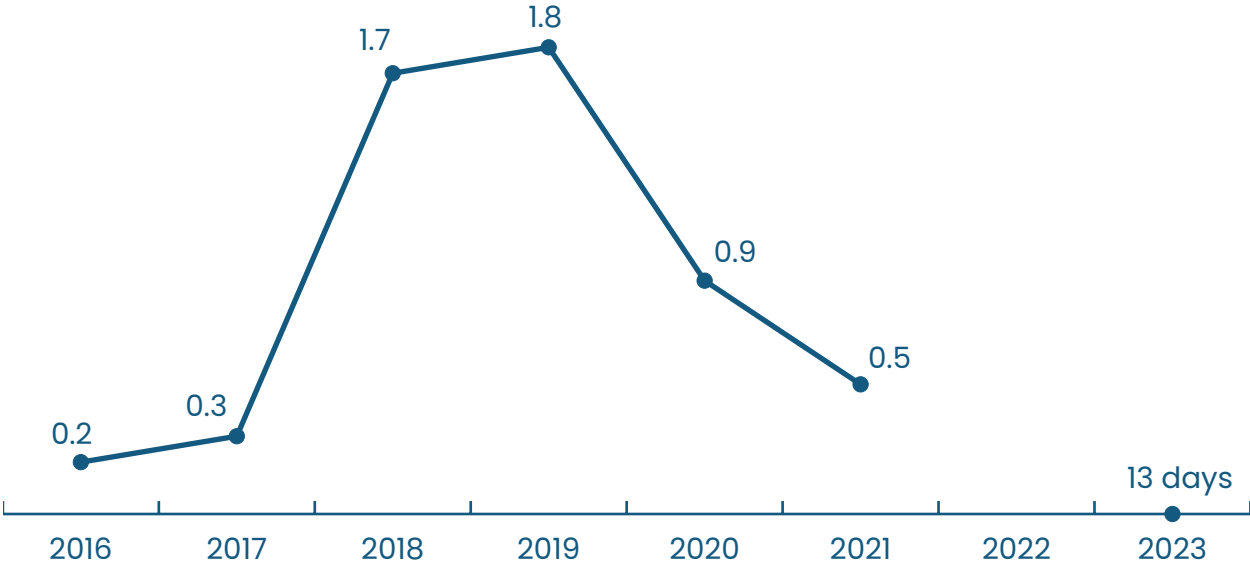


Registration timelines are calculated starting from the date of initial application to CTTAM to the date of registration or provisional registration.

CTTAM registration timelines are short. In part this is due to CTTAM’s willingness to consider both international work experience and experience acquired in Canada prior to registration (two years of professional work experience is needed to for full registration). Short registration timelines also suggest that most IEAs who have secured associate or provisional registration status early in the reporting period are not pursuing full registration later on, toward the end of the reporting period.

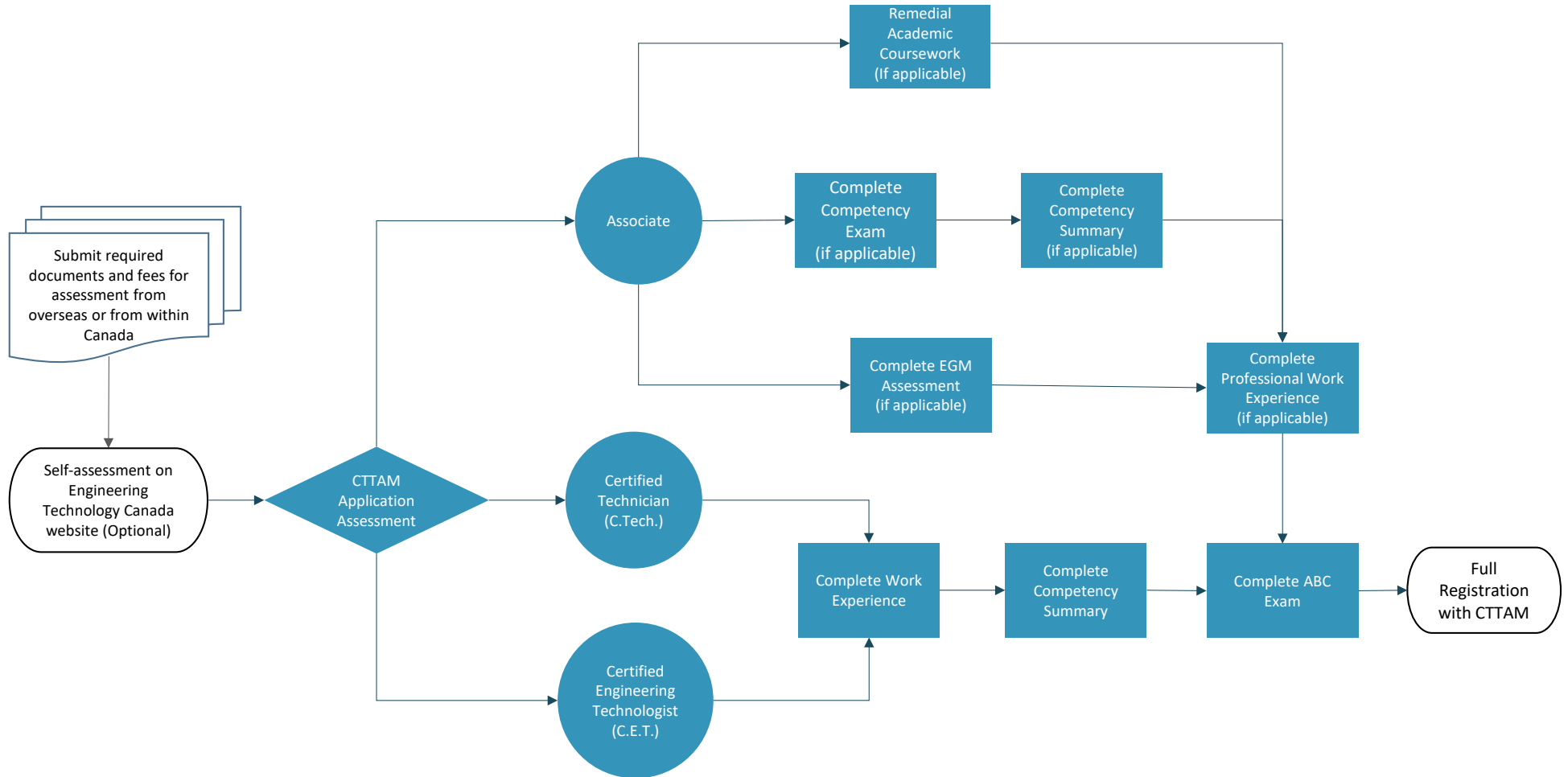
Note: Timelines are presented for IEA registrations occurring from 2016 to 2023. FRPO’s dataset captures IEA outcomes only for those who applied in 2011 and later. Only registration timelines that occur well into the reporting period are presented because timelines in the early years potentially exclude the longer registration timelines of IEAs who applied prior to 2011 but registered sometime after 2011. Presenting timeline figures five years into the reporting period helps ensure timelines are accurately represented.

IEA Average Registration Timelines by Year (2016 to 2023)



From 2016 to 2023, CTTAM’s average registration timeline data indicates slightly longer registration timelines in the middle of the reporting period, 2018 and 2019.

Appendix 1 – Process Map



Appendix 2 – Glossary of Terms

This glossary defines key terms used throughout the report to help ensure understanding of the findings presented. For consistency, certain terms are used across professions even though regulators may use other operational terms. For example, provisional registration is used for any temporary or conditional registration that allows some form of practice or title use. Manitoba regulators use a variety of terms (member-in-training, graduate nurse, exam candidate, intern, etc.) that signify different types of provisional registration.

Internationally Educated Applicant (IEA)

An individual educated outside of Canada applying for registration with a Manitoba regulator. Canadians educated outside of Canada are also considered IEAs. Domestic labour mobility applicants who were educated outside of Canada are not counted in this dataset because they have already achieved licensure in Canada.

IEAs are counted once in FRPO's dataset regardless of the number of applications they submit; data from their most current application is used in this report. These individuals have either submitted a complete initial application, or sufficient required documents to allow the regulator to provide an assessment decision.

Provisional Registration

Temporary or conditional registration that enables some form of practice or title use. In some professions, this is granted to applicants who substantially meet a regulator's registration requirements, allowing them to complete a period of approved supervised practice. Not all Manitoba regulators offer provisional registration and terms used vary.

Registration

The licensing or certification process where applicants acquire legally sanctioned professional recognition with the authority to practice and/or use a designated protected title within a jurisdiction.

Registration Rate

Per cent of applicants who apply in a given period and register.

Registration Timelines

The time it takes an applicant to complete the registration process. The start of the process is marked by the date a completed application is submitted to either the Manitoba regulator or the regulator's designated third-party assessor. The end of the process is marked by the date of provisional registration or registration.